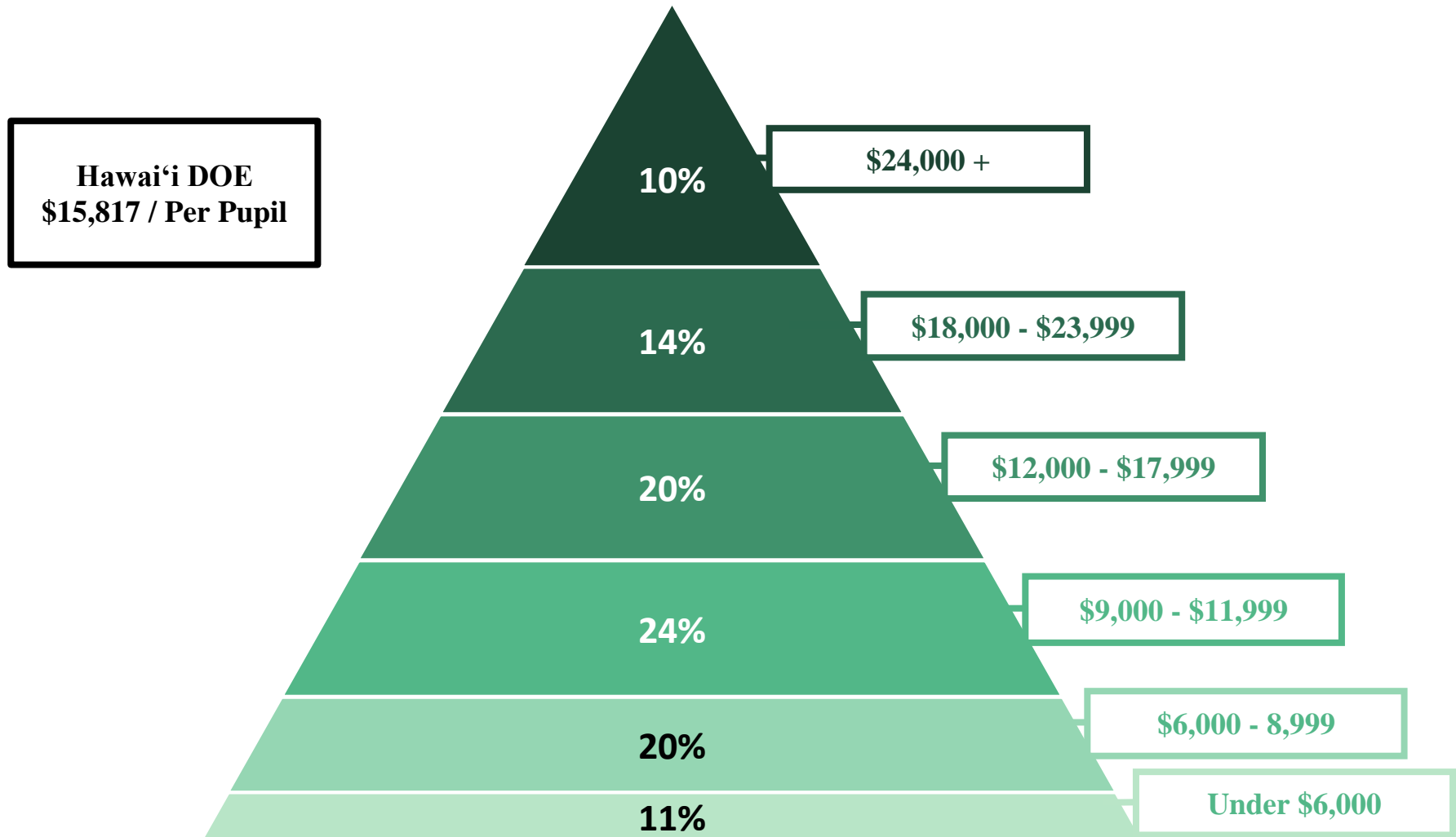




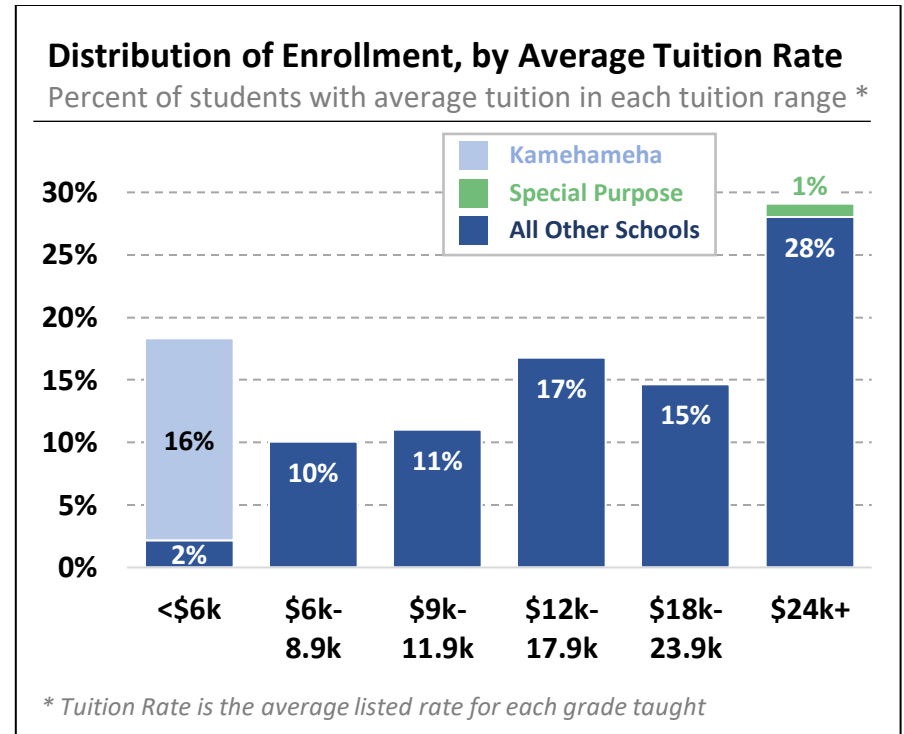
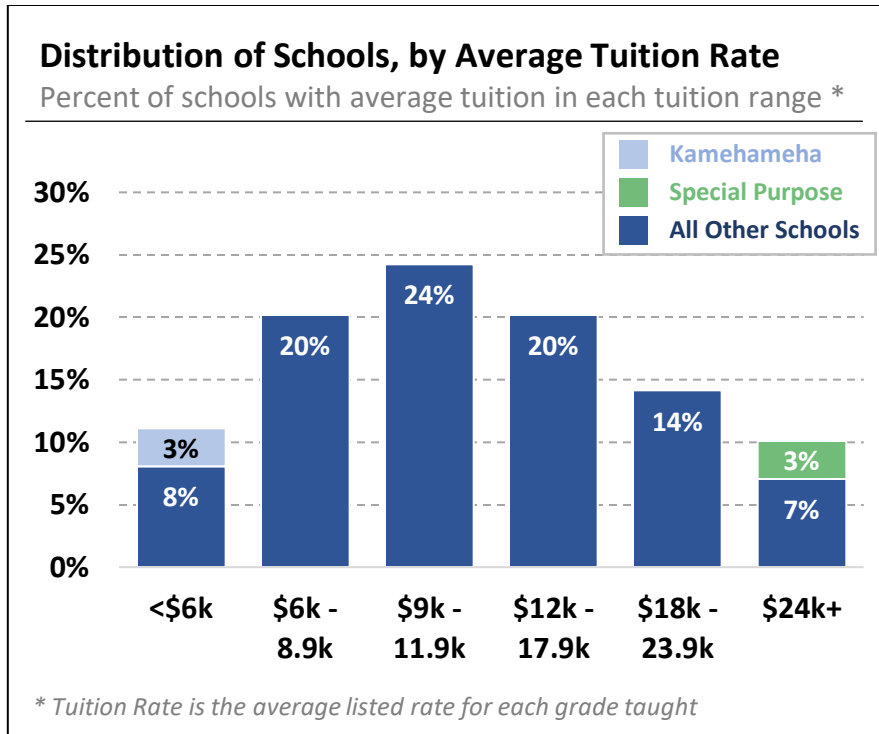
**TUITION REPORT**  
**2023-2024 Tuition at HAIS Member Schools**

**2023-2024 Annual Tuition Rates**  
*Distribution of HAIS Member Schools*



- Reflects all HAIS member school annual tuition rates for the 2023-24 school year.
- All data is self-reported during the 2022-2023 school year.
- Distribution is based on the percentage of HAIS member schools within each tuition range (sample size = 99).
- The Hawai'i DOE per pupil cost is derived from data on the [Office of Elementary & Secondary Education site](#).

## 2023-2024 Annual Tuition Rates



All Enrollment numbers are self-reported by HAIS member schools and are reflective of the 2023-2024 SY.

## Distribution of Schools, by Average Tuition Rate

	Number of Schools			Percent of Schools		
	Total	<i>excl. KS</i>	<i>+ KS</i>	Total	<i>excl. KS</i>	<i>+ KS</i>
Under \$6,000	11	8	+3	11%	8%	+3%
\$6,000 - \$8,999	20	20		20%	20%	
\$9,000 - \$11,999	24	24		24%	24%	
\$12,000 - \$17,999	20	20		20%	20%	
\$18,000 - \$23,999	14	14		14%	14%	
\$24,000 +	10	10		10%	10%	
<b>TOTAL</b>	<b>99</b>	<b>96</b>	<b>+3</b>	<b>100%</b>	<b>97%</b>	<b>+3%</b>

## Distribution of Enrollment, by Average Tuition Rate

	Number of Enrollments			Percent of Enrollments		
	Total	<i>excl. KS</i>	<i>+ KS</i>	Total	<i>excl. KS</i>	<i>+ KS</i>
Under \$6,000	6,203	741	+5,462	18%	2%	+16%
\$6,000 - \$8,999	3,413	3,413		10%	10%	
\$9,000 - \$11,999	3,728	3,728		11%	11%	
\$12,000 - \$17,999	5,685	5,685		17%	17%	
\$18,000 - \$23,999	4,959	4,959		15%	15%	
\$24,000 +	9,851	9,851		29%	29%	
<b>TOTAL</b>	<b>33,839</b>	<b>28,377</b>	<b>+5,462</b>	<b>100%</b>	<b>84%</b>	<b>+16%</b>

Note: "KS" = Kamehameha Schools

## Distributions, by Average Tuition Rate and Geographic Region

OAHU <i>Honolulu</i>	Number of Schools			Number of Enrollments		
	Total	<i>excl. KS</i>	<i>+ KS</i>	Total	<i>excl. KS</i>	<i>+ KS</i>
Under \$6,000	1	0	+1	3,192	0	+3,192
\$6,000 - \$8,999	1	1		227	227	
\$9,000 - \$11,999	5	5		825	825	
\$12,000 - \$17,999	10	10		3,366	3,366	
\$18,000 - \$23,999	9	9		3,170	3,170	
\$24,000 +	5	5		7,618	7,618	
<b>TOTAL</b>	<b>31</b>	<b>30</b>	<b>+1</b>	<b>18,398</b>	<b>15,206</b>	<b>+3,192</b>

OAHU <i>Central &amp; Leeward</i>	Number of Schools			Number of Enrollments		
	Total	<i>excl. KS</i>	<i>+ KS</i>	Total	<i>excl. KS</i>	<i>+ KS</i>
Under \$6,000	2	2		362	362	
\$6,000 - \$8,999	8	8		1,385	1,385	
\$9,000 - \$11,999	8	8		1,320	1,320	
\$12,000 - \$17,999	3	3		1,050	1,050	
\$18,000 - \$23,999	1	1		585	585	
\$24,000 +	1	1		312	312	
<b>TOTAL</b>	<b>23</b>	<b>23</b>		<b>5,014</b>	<b>5,014</b>	

OAHU <i>Windward &amp; North Shore</i>	Number of Schools			Number of Enrollments		
	Total	<i>excl. KS</i>	<i>+ KS</i>	Total	<i>excl. KS</i>	<i>+ KS</i>
Under \$6,000	0	0		0	0	
\$6,000 - \$8,999	1	1		220	220	
\$9,000 - \$11,999	4	4		771	771	
\$12,000 - \$17,999	2	2		266	266	
\$18,000 - \$23,999	1	1		112	112	
\$24,000 +	1	1		828	828	
<b>TOTAL</b>	<b>9</b>	<b>9</b>		<b>2,197</b>	<b>2,197</b>	

HAWAI'I	Number of Schools			Number of Enrollments		
	Total	<i>excl. KS</i>	<i>+ KS</i>	Total	<i>excl. KS</i>	<i>+ KS</i>
Under \$6,000	5	4	+1	1,424	261	+1,163
\$6,000 - \$8,999	2	2		426	426	
\$9,000 - \$11,999	4	4		616	616	
\$12,000 - \$17,999	1	1		45	45	
\$18,000 - \$23,999	1	1		328	328	
\$24,000 +	1	1		582	582	
<b>TOTAL</b>	<b>14</b>	<b>13</b>	<b>+1</b>	<b>3,421</b>	<b>2,258</b>	<b>+1,163</b>

MAUI	Number of Schools			Number of Enrollments		
	Total	<i>excl. KS</i>	<i>+ KS</i>	Total	<i>excl. KS</i>	<i>+ KS</i>
Under \$6,000	2	1	+1	1,217	110	+1,107
\$6,000 - \$8,999	5	5		756	756	
\$9,000 - \$11,999	1	1		73	73	
\$12,000 - \$17,999	4	4		958	958	
\$18,000 - \$23,999	1	1		276	276	
\$24,000 +	2	2		511	511	
<b>TOTAL</b>	<b>15</b>	<b>14</b>	<b>+1</b>	<b>3,791</b>	<b>2,684</b>	<b>+1,107</b>

KAUAI	Number of Schools			Number of Enrollments		
	Total	<i>excl. KS</i>	<i>+ KS</i>	Total	<i>excl. KS</i>	<i>+ KS</i>
Under \$6,000	1	1		8	8	
\$6,000 - \$8,999	3	3		399	399	
\$9,000 - \$11,999	1	1		89	89	
\$12,000 - \$17,999	0	0		0	0	
\$18,000 - \$23,999	1	1		488	488	
\$24,000 +	0	0		0	0	
<b>TOTAL</b>	<b>6</b>	<b>6</b>		<b>984</b>	<b>984</b>	

MOLOKAI	Number of Schools			Number of Enrollments		
	Total	<i>excl. KS</i>	<i>+ KS</i>	Total	<i>excl. KS</i>	<i>+ KS</i>
Under \$6,000	0	0		0	0	
\$6,000 - \$8,999	0	0		0	0	
\$9,000 - \$11,999	1	1		34	34	
\$12,000 - \$17,999	0	0		0	0	
\$18,000 - \$23,999	0	0		0	0	
\$24,000 +	0	0		0	0	
<b>TOTAL</b>	<b>1</b>	<b>1</b>		<b>34</b>	<b>34</b>	

### Average & Median Tuition Rate by Geographical Region <sup>1,2</sup>

	# Schools	Average Tuition			Median Tuition		
	2023-24	2022-23	2023-24	% diff	2022-23	2023-24	% diff
Honolulu	31	\$17,181	\$17,698	+3.0%	\$16,479	\$16,737	+1.6%
Central & Leeward	23	\$10,374	\$10,773	+3.8%	\$9,200	\$9,390	+2.1%
Windward & North Shore	9	\$13,111	\$13,676	+4.3%	\$10,333	\$10,806	+4.6%
Hawai'i	14	\$9,450	\$9,994	+5.8%	\$8,232	\$8,832	+7.3%
Maui	15	\$14,795	\$14,627	-1.1%	\$9,950	\$9,950	0%
Kauai	6	\$8,587	\$8,993	+4.7%	\$6,643	\$7,225	+8.8%
Molokai	1	\$10,000	\$10,000	0%	\$10,000	\$10,000	0%
<b>OVERALL</b>	<b>99</b>	<b>\$13,254</b>	<b>\$13,564</b>	<b>+2.3%</b>	<b>\$10,234</b>	<b>\$10,800</b>	<b>+5.5%</b>
<b>OVERALL, excluding KS</b>	<b>96</b>	<b>\$13,516</b>	<b>\$13,806</b>	<b>+2.1%</b>	<b>\$10,333</b>	<b>\$10,934</b>	<b>+5.8%</b>

1 The Tuition Rate for each school is based on the average of their listed tuition rates across grades. The above table aggregates that metric for each geographical region.

2 Prior Year tuition data (2022-23) have been revised from last year's report due to improved data standardization (annualization and geographical classifications).

Note: "KS" = Kamehameha Schools

# APPENDIX A

## 2023-24 Tuition Reported by HAIS Member Schools by Geographical Region

School Name	Honolulu														Overall	
	Early Childhood	Preschool	K	1	2	3	4	5	6	7	8	9	10	11		12
Central Union Church Preschool & Kindergarten	\$20,318	\$17,607														\$17,607 - \$20,318
Chaminade University Montessori Laboratory School		\$14,160														\$14,160
Damien Memorial School									\$13,281	\$13,556	\$13,556	\$17,728	\$17,728	\$17,728	\$17,728	\$13,281 - \$17,728
Hanahau'oli School		\$26,320	\$26,320	\$26,320	\$26,320	\$26,320	\$26,320	\$26,320	\$26,320	\$26,320						\$26,320
Hawaii Baptist Academy		\$15,500	\$20,225	\$20,225	\$20,225	\$20,225	\$20,225	\$20,225	\$20,225	\$20,225	\$20,225	\$20,225	\$20,225	\$20,225	\$20,225	\$15,500 - \$20,225
Hawaiian Mission Academy - 9-12 Campus												\$21,851	\$21,851	\$21,851	\$21,851	\$21,851
Hawaiian Mission Academy Ka Lama Iki			\$10,250	\$10,250	\$10,250	\$10,250	\$10,250	\$10,250	\$10,250	\$10,250	\$10,250					\$10,250
Holy Nativity School	\$18,610	\$19,170	\$19,170	\$19,170	\$19,170	\$19,170	\$19,170	\$19,170	\$19,170	\$19,170						\$18,610 - \$19,170
Hongwanji Mission School		\$12,600	\$12,600	\$12,600	\$12,600	\$12,600	\$12,600	\$12,600	\$12,600	\$12,600	\$12,600					\$12,600
Honolulu Waldorf School		\$17,774	\$17,774	\$19,875	\$19,875	\$19,875	\$19,875	\$19,875	\$19,875	\$19,875	\$19,875	\$21,420	\$21,420			\$17,774 - \$21,420
Iolani School			\$28,250	\$28,250	\$28,250	\$28,250	\$28,250	\$28,250	\$28,250	\$28,250	\$28,250	\$28,250	\$28,250	\$28,250	\$28,250	\$28,250
Kaimuki Christian School	\$15,150	\$15,150	\$15,150	\$16,800	\$16,800	\$16,800	\$16,800	\$16,800	\$16,800	\$16,800	\$16,800	\$17,800	\$17,800	\$17,800	\$17,800	\$15,150 - \$17,800
Kamehameha Schools Kapalama			\$5,248	\$5,248	\$5,248	\$5,248	\$5,248	\$5,248	\$5,248	\$6,456	\$6,456	\$6,456	\$6,456	\$6,456	\$6,456	\$5,248 - \$6,456
Kawaiaha'o Church School	\$15,960	\$10,450	\$10,450	\$10,450	\$10,450	\$10,450	\$10,450	\$10,450	\$10,450							\$10,450 - \$15,960
La Pietra - Hawaii School for Girls										\$22,500	\$22,500	\$22,500	\$22,500	\$22,500	\$22,500	\$22,500
Mary, Star of the Sea Early Learning Center	\$11,850	\$11,850	\$11,850													\$11,850
Mary, Star of the Sea School			\$12,850	\$12,850	\$12,850	\$12,850	\$12,850	\$12,850	\$12,850	\$12,850	\$12,850					\$12,850
Maryknoll School		\$16,000	\$16,000	\$19,900	\$19,900	\$19,900	\$19,900	\$19,900	\$19,900	\$19,900	\$19,900	\$19,900	\$19,900	\$19,900	\$19,900	\$16,000 - \$19,900
Mid-Pacific Institute		\$28,611	\$28,611	\$28,611	\$28,611	\$28,611	\$28,611	\$28,611	\$28,611	\$28,611	\$28,611	\$28,611	\$28,611	\$28,611	\$28,611	\$28,611
Montessori Community School	\$16,395	\$13,495	\$13,495	\$16,695	\$16,695	\$16,695	\$16,695	\$16,695	\$16,695	\$16,695						\$13,495 - \$16,695
Pacific Buddhist Academy												\$19,000	\$19,000	\$19,000	\$19,000	\$19,000
Punahou School			\$30,480	\$30,480	\$30,480	\$30,480	\$30,480	\$30,480	\$30,480	\$30,480	\$30,480	\$30,480	\$30,480	\$30,480	\$30,480	\$30,480
Sacred Hearts Academy		\$17,193	\$14,327	\$14,327	\$14,327	\$14,327	\$14,327	\$14,327	\$14,327	\$14,327	\$16,633	\$16,633	\$18,903	\$18,903	\$18,903	\$14,327 - \$18,903
Saint Andrew's Schools		\$15,310	\$20,700	\$20,700	\$20,700	\$20,700	\$20,700	\$20,700	\$20,700	\$20,700	\$20,700	\$20,700	\$20,700	\$20,700	\$20,700	\$15,310 - \$20,700
Saint Clement's School		\$13,300	\$13,300													\$13,300
Saint Louis School			\$15,400	\$15,400	\$15,400	\$15,400	\$15,400	\$15,400	\$15,400	\$16,930	\$16,930	\$16,930	\$19,050	\$19,050	\$19,050	\$15,400 - \$19,050
Saint Patrick School		\$8,500	\$8,500	\$8,250	\$8,250	\$8,250	\$8,250	\$8,250	\$8,250	\$8,250	\$8,250	\$8,250	\$11,500	\$11,500	\$11,500	\$8,250 - \$11,500
Saint Theresa School - Honolulu		\$9,773	\$8,345	\$8,345	\$8,345	\$8,345	\$8,345	\$8,345	\$8,345	\$8,345	\$8,345					\$8,345 - \$9,773
Soto Academy			\$13,200	\$13,200	\$13,200	\$13,200	\$13,200	\$13,200	\$13,200	\$13,200	\$13,200					\$13,200
Variety School of Hawaii			\$40,540	\$40,540	\$40,540	\$40,540	\$40,540	\$40,540	\$40,540	\$40,540	\$40,540	\$40,540	\$40,540	\$40,540	\$40,540	\$40,540
Waolani Judd Nazarene School		\$12,600	\$8,750	\$8,750	\$8,750	\$8,750	\$8,750	\$8,750	\$8,750	\$9,250	\$9,250	\$9,250				\$8,750 - \$12,600



Central/Leeward																
School Name	Early Childhood	Preschool	K	1	2	3	4	5	6	7	8	9	10	11	12	Overall
Adventist Malama Elementary School			\$6,250	\$6,250	\$6,250	\$6,250	\$6,250	\$6,250	\$6,250	\$6,250	\$6,250					\$6,250
Assets School			\$27,415	\$27,415	\$27,415	\$27,415	\$27,415	\$27,415	\$27,415	\$27,415	\$27,415	\$28,613	\$28,613	\$28,613	\$28,613	\$27,415 - \$28,613
Calvary Chapel Christian School			\$7,145	\$7,145	\$7,145	\$7,145	\$7,145	\$7,145	\$7,145	\$7,145	\$7,265	\$7,265	\$8,455	\$8,455	\$8,455	\$7,145 - \$8,455
Christian Academy		\$8,400 - \$11,484	\$10,210	\$10,210	\$10,210	\$10,210	\$10,210	\$10,210	\$10,210	\$10,610	\$10,610	\$10,610	\$10,980	\$10,980	\$10,980	\$8,400 - \$11,484
Cross Academy *		\$8,470 - \$9,960	\$9,960	\$9,960	\$9,960	\$9,960	\$9,960	\$9,960	\$9,960	\$9,960	\$9,960	\$9,960				\$8,470 - \$9,960
Friendship Christian Schools			\$5,471	\$5,471	\$5,471	\$5,471	\$5,471	\$5,471	\$5,471	\$5,471	\$5,471	\$5,471	\$5,471	\$5,471	\$5,471	\$5,471
Hale Keiki School			\$8,700	\$11,230	\$11,780	\$11,780	\$11,780	\$11,780	\$11,780	\$11,780						\$8,700 - \$11,780
Hanalani Schools		\$14,470	\$15,765	\$15,765	\$15,765	\$15,765	\$15,765	\$15,765	\$15,765	\$15,765	\$17,090	\$17,090	\$17,090	\$17,090	\$17,090	\$14,470 - \$17,090
Ho'ala School			\$11,500	\$11,500	\$11,500	\$11,500	\$11,500	\$11,500	\$11,500	\$11,500	\$11,500	\$11,500				\$11,500
Holy Family Catholic Academy		\$9,950 - \$10,700	\$9,150	\$9,150	\$9,150	\$9,150	\$9,150	\$9,150	\$9,600	\$9,600	\$9,600	\$9,600				\$9,150 - \$10,700
Island Pacific Academy			\$17,965	\$17,965	\$17,965	\$17,965	\$17,965	\$17,965	\$19,025	\$19,025	\$19,025	\$19,025	\$19,025	\$19,025	\$19,025	\$17,965 - \$19,025
Lanakila Baptist Schools		\$9,000	\$9,000	\$9,000	\$9,000	\$9,000	\$9,000	\$9,000	\$9,700	\$9,700	\$9,700	\$9,700	\$9,700	\$9,700	\$9,700	\$9,000 - \$9,700
Mailli Bible School			\$5,200	\$5,200	\$5,200	\$5,200	\$5,200	\$5,200	\$5,200	\$5,200	\$4,300	\$4,300	\$4,300	\$4,300	\$4,300	\$4,300 - \$5,200
New Hope Christian School	\$7,950		\$7,950	\$7,950	\$7,950	\$7,950	\$7,950	\$7,950	\$7,950	\$7,950	\$7,950	\$7,950				\$7,950
Our Lady of Good Counsel School			\$9,850	\$8,500	\$8,500	\$8,500	\$8,500	\$8,500	\$8,500	\$8,500	\$8,500	\$8,500				\$8,500 - \$9,850
Pearl Harbor Christian Academy			\$7,690	\$7,530	\$7,530	\$7,530	\$7,530	\$7,530	\$7,530	\$7,530	\$7,530	\$9,970	\$9,970	\$9,970	\$9,970	\$7,530 - \$9,970
Rosary Preschool		\$10,800														\$10,800
Saint Elizabeth School		\$8,000	\$8,000	\$8,000	\$8,000	\$8,000	\$8,000	\$8,000	\$8,000	\$8,000	\$8,000					\$8,000
Saint Joseph Parish School			\$8,988	\$8,700	\$8,700	\$8,700	\$8,700	\$8,700	\$8,700	\$8,700	\$8,700					\$8,700 - \$8,988
Saint Michael School			\$8,600	\$8,050	\$8,050	\$8,050	\$8,050	\$8,050	\$8,050	\$8,050	\$8,050	\$10,350	\$10,350	\$10,350	\$10,350	\$8,050 - \$10,350
Saint Philomena Early Learning Center	\$14,296	\$13,800														\$13,800 - \$14,296
The Children's House		\$13,670	\$13,770	\$15,100	\$15,100	\$15,100	\$15,100									\$13,670 - \$15,100
Trinity Lutheran School		\$7,000 - \$9,800	\$9,500	\$9,500	\$9,500	\$9,500	\$9,500	\$9,500	\$9,500	\$9,500	\$9,500					\$7,000 - \$9,800

Windward/North Shore																
School Name	Early Childhood	Preschool	K	1	2	3	4	5	6	7	8	9	10	11	12	Overall
Asia Pacific International School, Hawaii Campus			\$19,000	\$19,000	\$19,000	\$19,000	\$19,000	\$22,100	\$22,100	\$22,100	\$22,100	\$23,400	\$23,400	\$23,400	\$23,400	\$19,000 - \$23,400
Hawaiian Mission Academy - Windward Campus			\$9,250	\$9,250	\$9,250	\$9,250	\$9,250	\$9,250	\$9,250	\$9,250	\$9,250					\$9,250
Huakailani School for Girls			\$13,000	\$13,000	\$13,000	\$13,000	\$13,000	\$13,000	\$13,000	\$13,000						\$13,000
Le Jardin Academy	\$17,520	\$20,669	\$25,850	\$25,850	\$25,850	\$25,850	\$25,850	\$25,850	\$25,850	\$25,850	\$25,850	\$25,850	\$25,850	\$25,850	\$25,850	\$17,520 - \$25,850
Saint Anthony School Kailua		\$9,368 - \$10,905	\$8,953	\$8,953	\$8,953	\$8,953	\$8,953	\$8,953	\$9,130	\$9,130	\$9,355					\$8,953 - \$10,905
Saint John Vianney School			\$8,530	\$8,230	\$8,230	\$8,230	\$8,230	\$8,230	\$8,230	\$8,230	\$8,230					\$8,230 - \$8,530
Saint Mark Lutheran School			\$10,550	\$10,550	\$10,550	\$10,550	\$10,550	\$11,190	\$11,190	\$11,190	\$11,190					\$10,550 - \$11,190
Trinity Christian School			\$12,960	\$15,050	\$15,050	\$15,050	\$15,050	\$15,050	\$15,050	\$16,720	\$16,720	\$16,720	\$16,720	\$16,720	\$16,720	\$12,960 - \$16,720
Windward Nazarene Academy			\$11,319	\$10,689	\$10,689	\$10,689	\$10,689	\$10,689	\$10,689	\$10,689	\$10,689					\$10,689 - \$11,319

Hawai'i																
School Name	Early Childhood	Preschool	K	1	2	3	4	5	6	7	8	9	10	11	12	Overall
Christian Liberty Academy		\$8,500	\$7,000	\$6,000	\$6,000	\$6,000	\$6,000	\$6,000	\$7,000	\$7,000	\$7,000	\$7,500	\$7,500	\$7,500	\$7,500	\$6,000 - \$8,500
Haili Christian School		\$8,500	\$4,800	\$4,800	\$4,800	\$4,800	\$4,800	\$4,800	\$4,800	\$4,800	\$4,800	\$5,500	\$5,500	\$5,500	\$5,500	\$4,800 - \$8,500
Hawaii Preparatory Academy			\$25,100	\$25,100	\$25,100	\$25,100	\$25,100	\$25,100	\$27,800	\$27,800	\$27,800	\$32,500	\$32,500	\$32,500	\$32,500	\$25,100 - \$32,500
Kamehameha Schools Hawai'i			\$5,248	\$5,248	\$5,248	\$5,248	\$5,248	\$5,248	\$5,402	\$6,456	\$6,456	\$6,456	\$6,456	\$6,456	\$6,456	\$5,248 - \$6,456
Kohala Adventist School			\$5,250	\$5,250	\$5,250	\$5,250	\$5,250	\$5,250	\$5,250	\$5,250	\$5,250					\$5,250
Kokua Academy			\$9,200	\$9,200	\$9,200	\$9,200	\$9,200	\$9,200	\$9,200	\$9,200						\$9,200
Kona Adventist Christian School			\$4,850	\$4,850	\$4,850	\$4,850	\$4,850	\$4,850	\$4,850	\$4,850	\$4,850					\$4,850
Kuleana Education Academy			\$9,100	\$9,100	\$9,100	\$9,100	\$9,100	\$9,100	\$9,100	\$9,100	\$9,100					\$9,100
Makua Lani Christian Academy		\$9,450	\$9,450	\$9,450	\$9,450	\$9,450	\$9,450	\$9,450	\$9,870	\$9,870	\$9,870	\$11,550	\$11,550	\$11,550	\$11,550	\$9,450 - \$11,550
Malamalama Waldorf School **		\$6,588 - \$12,252	\$9,420	\$9,910	\$9,910	\$9,910	\$9,910	\$9,910	\$9,910	\$9,910	\$9,910					\$6,588 - \$12,252
Mauna Loa School			\$5,050	\$5,050	\$5,050	\$5,050	\$5,050	\$5,050	\$5,050	\$5,050	\$5,050					\$5,050
Parker School			\$18,200	\$18,200	\$18,200	\$18,200	\$18,200	\$18,200	\$20,320	\$20,320	\$20,320	\$20,320	\$20,320	\$20,320	\$20,320	\$18,200 - \$20,320
Saint Joseph School		\$7,645	\$7,725	\$7,725	\$7,725	\$7,725	\$7,725	\$7,725	\$7,725	\$8,975	\$8,975	\$10,055	\$10,055	\$10,055	\$10,055	\$7,645 - \$10,055
Waimea Country School			\$12,600	\$12,600	\$12,600	\$12,600	\$12,600	\$12,600	\$12,600							\$12,600

Maui																
School Name	Early Childhood	Preschool	K	1	2	3	4	5	6	7	8	9	10	11	12	Overall
Carden Academy of Maui		\$12,806	\$15,056	\$15,056	\$15,056	\$15,056	\$15,056	\$15,056	\$16,170	\$16,170	\$16,170					\$12,806 - \$16,170
Doris Todd Christian Academy		\$8,643	\$8,643	\$8,643	\$8,643	\$8,643	\$8,643	\$8,643	\$9,155	\$9,155	\$9,155	\$9,155	\$9,155	\$9,155	\$9,155	\$8,643 - \$9,155
Emmanuel Lutheran School		\$7,500	\$7,300	\$7,300	\$7,300	\$7,300	\$7,300	\$7,300	\$8,300	\$8,300	\$8,300					\$7,300 - \$8,300
Haleakala Waldorf School	\$7,560 - \$9,600	\$5,000 - \$14,100	\$15,800	\$17,800	\$17,800	\$17,800	\$17,800	\$17,800	\$18,500	\$18,500	\$18,500	\$20,200	\$20,200	\$20,200	\$20,200	\$5,000 - \$20,200
Hawaiian Mission Academy Maui			\$8,100	\$8,100	\$8,100	\$8,100	\$8,100	\$8,100	\$8,100	\$8,100	\$8,100					\$8,100
Horizons Academy of Maui, Inc.			\$50,400	\$50,400	\$50,400	\$50,400	\$50,400	\$50,400	\$50,400	\$50,400	\$50,400	\$50,400	\$50,400	\$50,400	\$50,400	\$50,400
Ka'ahumanu Hou Christian School		\$8,400		\$5,000	\$5,000	\$5,000	\$5,000	\$5,000	\$5,000	\$5,000	\$5,000	\$5,000	\$5,000	\$5,000	\$5,000	\$5,000 - \$8,400
Kamehameha Schools Maui			\$5,248	\$5,248	\$5,248	\$5,248	\$5,248	\$5,248	\$5,248	\$6,456	\$6,456	\$6,456	\$6,456	\$6,456	\$6,456	\$5,248 - \$6,456
Ke Kula 'o Pi'ilani			\$8,000	\$8,000	\$8,000	\$8,000	\$8,000	\$8,000								\$8,000
Maui Preparatory Academy		\$8,856	\$11,232	\$18,468	\$18,468	\$18,468	\$18,468	\$18,468	\$20,520	\$20,520	\$20,520	\$24,840	\$24,840	\$24,840	\$24,840	\$8,856 - \$24,840
Montessori School of Maui	\$16,638	\$16,381	\$16,381	\$16,769	\$16,769	\$16,769	\$16,882	\$16,882	\$16,882	\$19,177	\$19,177					\$16,381 - \$19,177
Roots School		\$9,950	\$9,950	\$9,950	\$9,950	\$9,950	\$9,950	\$9,950	\$9,950							\$9,950
Sacred Hearts School	\$7,500		\$8,200	\$8,200	\$8,200	\$8,200	\$8,200	\$8,200	\$8,650	\$8,650	\$8,650	\$9,100	\$9,100	\$9,100	\$9,100	\$7,500 - \$9,100
Saint Anthony School			\$11,445	\$11,445	\$11,445	\$11,445	\$11,445	\$11,445	\$14,700	\$14,700	\$14,700	\$14,700	\$14,700	\$16,800	\$16,800	\$11,445 - \$16,800
Seabury Hall									\$24,200	\$24,200	\$24,200	\$24,200	\$24,200	\$24,200	\$24,200	\$24,200

Kauai																
School Name	Early Childhood	Preschool	K	1	2	3	4	5	6	7	8	9	10	11	12	Overall
A Kula International										\$5,500	\$5,500	\$5,500	\$5,500			\$5,500
Island School		\$11,950	\$18,750	\$18,750	\$18,750	\$18,750	\$18,750	\$18,750	\$18,750	\$18,750	\$18,750	\$18,750	\$18,750	\$18,750	\$18,750	\$11,950 - \$18,750
Kahili Adventist School			\$6,600	\$6,600	\$6,600	\$6,600	\$6,600	\$6,600	\$6,600	\$6,600	\$6,600					\$6,600
Kauai Christian Academy		\$9,800	\$7,700	\$7,700	\$7,700	\$7,700	\$7,700	\$7,700	\$7,700	\$7,700	\$7,700	\$7,700	\$7,700	\$7,700	\$7,700	\$7,700 - \$9,800
Saint Catherine School		\$10,458	\$9,180	\$9,180	\$9,180	\$9,180	\$9,180	\$9,180	\$9,180	\$9,180	\$9,180					\$9,180 - \$10,458
Saint Theresa School		\$7,015	\$6,373	\$6,373	\$6,373	\$6,373	\$6,373	\$6,373	\$6,373	\$6,373	\$6,373					\$6,373 - \$7,015

Molokai																
School Name	Early Childhood	Preschool	K	1	2	3	4	5	6	7	8	9	10	11	12	Overall
Aka'ula School								\$10,000	\$10,000	\$10,000	\$10,000	\$10,000	\$10,000	\$10,000	\$10,000	\$10,000

**NOTE: All Tuition Rates that were reported on a monthly basis have been annualized (multiplied by 12)**

\* Cross Academy was formerly named "Our Savior Lutheran School"

\*\* Malamalama Waldorf School Tuition Rates for grades K-8 are displayed as tuition midpoints. The full tuition range is: [K: \$6,588 - \$12,252] // [G1-G8: \$9,473 - \$10,346]

# APPENDIX B

## 2023-24 Tuition Reported by HAIS Member Catholic Schools

School Name	Catholic Schools															
	Early Childhood	Preschool	K	1	2	3	4	5	6	7	8	9	10	11	12	Overall
Damien Memorial School									\$13,281	\$13,556	\$13,556	\$17,728	\$17,728	\$17,728	\$17,728	\$13,281 - \$17,728
Holy Family Catholic Academy		\$9,950 - \$10,700	\$9,150	\$9,150	\$9,150	\$9,150	\$9,150	\$9,600	\$9,600	\$9,600	\$9,600					\$9,150 - \$10,700
Mary, Star of the Sea Early Learning Center	\$11,850	\$11,850	\$11,850													\$11,850
Mary, Star of the Sea School			\$12,850	\$12,850	\$12,850	\$12,850	\$12,850	\$12,850	\$12,850	\$12,850	\$12,850					\$12,850
Maryknoll School		\$16,000	\$16,000	\$19,900	\$19,900	\$19,900	\$19,900	\$19,900	\$19,900	\$19,900	\$19,900	\$19,900	\$19,900	\$19,900	\$19,900	\$16,000 - \$19,900
Our Lady of Good Counsel School		\$9,850	\$8,500	\$8,500	\$8,500	\$8,500	\$8,500	\$8,500	\$8,500	\$8,500	\$8,500					\$8,500 - \$9,850
Rosary Preschool		\$10,800														\$10,800
Sacred Hearts Academy		\$17,193	\$14,327	\$14,327	\$14,327	\$14,327	\$14,327	\$14,327	\$14,327	\$16,633	\$16,633	\$18,903	\$18,903	\$18,903	\$18,903	\$14,327 - \$18,903
Sacred Hearts School	\$7,500		\$8,200	\$8,200	\$8,200	\$8,200	\$8,200	\$8,200	\$8,200	\$8,650	\$8,650	\$8,650	\$9,100	\$9,100	\$9,100	\$7,500 - \$9,100
Saint Anthony School			\$11,445	\$11,445	\$11,445	\$11,445	\$11,445	\$11,445	\$11,445	\$14,700	\$14,700	\$14,700	\$14,700	\$14,700	\$16,800	\$11,445 - \$16,800
Saint Anthony School Kailua		\$9,368 - \$10,905	\$8,953	\$8,953	\$8,953	\$8,953	\$8,953	\$8,953	\$9,130	\$9,130	\$9,355					\$8,953 - \$10,905
Saint Catherine School		\$10,458	\$9,180	\$9,180	\$9,180	\$9,180	\$9,180	\$9,180	\$9,180	\$9,180	\$9,180					\$9,180 - \$10,458
Saint Elizabeth School		\$8,000	\$8,000	\$8,000	\$8,000	\$8,000	\$8,000	\$8,000	\$8,000	\$8,000	\$8,000					\$8,000
Saint John Vianney School		\$8,530	\$8,230	\$8,230	\$8,230	\$8,230	\$8,230	\$8,230	\$8,230	\$8,230	\$8,230					\$8,230 - \$8,530
Saint Joseph Parish School		\$8,988	\$8,700	\$8,700	\$8,700	\$8,700	\$8,700	\$8,700	\$8,700	\$8,700	\$8,700					\$8,700 - \$8,988
Saint Joseph School		\$7,645	\$7,725	\$7,725	\$7,725	\$7,725	\$7,725	\$7,725	\$7,725	\$7,725	\$8,975	\$8,975	\$10,055	\$10,055	\$10,055	\$7,645 - \$10,055
Saint Louis School		\$15,400	\$15,400	\$15,400	\$15,400	\$15,400	\$15,400	\$15,400	\$16,930	\$16,930	\$16,930	\$19,050	\$19,050	\$19,050	\$19,050	\$15,400 - \$19,050
Saint Michael School		\$8,600	\$8,050	\$8,050	\$8,050	\$8,050	\$8,050	\$8,050	\$8,050	\$8,050	\$8,050	\$10,350	\$10,350	\$10,350	\$10,350	\$8,050 - \$10,350
Saint Patrick School		\$8,500	\$8,500	\$8,250	\$8,250	\$8,250	\$8,250	\$8,250	\$8,250	\$8,250	\$8,250	\$11,500	\$11,500	\$11,500	\$11,500	\$8,250 - \$11,500
Saint Philomena Early Learning Center	\$14,296	\$13,800														\$13,800 - \$14,296
Saint Theresa School		\$7,015	\$6,373	\$6,373	\$6,373	\$6,373	\$6,373	\$6,373	\$6,373	\$6,373	\$6,373					\$6,373 - \$7,015
Saint Theresa School - Honolulu		\$9,773	\$8,345	\$8,345	\$8,345	\$8,345	\$8,345	\$8,345	\$8,345	\$8,345	\$8,345					\$8,345 - \$9,773

CATHOLIC SCHOOLS	# of Schools	# of Students	Average Tuition
Under \$6,000	0	0	--
\$6,000 - \$8,999	9	1,759	\$8,262
\$9,000 - \$11,999	6	1,245	\$9,961
\$12,000 - \$17,999	6	2,678	\$14,894
\$18,000 - \$23,999	1	869	\$19,343
\$24,000 +	0	0	--
<b>TOTAL</b>	<b>22</b>	<b>6,551</b>	<b>\$11,038</b>

# APPENDIX C

## 2023-24 Tuition Reported by HAIS Member Special Purpose Schools

School Name	Special Purpose Schools															
	Early Childhood	Preschool	K	1	2	3	4	5	6	7	8	9	10	11	12	Overall
Assets School			\$27,415	\$27,415	\$27,415	\$27,415	\$27,415	\$27,415	\$27,415	\$27,415	\$27,415	\$28,613	\$28,613	\$28,613	\$28,613	\$27,415 - \$28,613
Horizons Academy of Maui, Inc.			\$50,400	\$50,400	\$50,400	\$50,400	\$50,400	\$50,400	\$50,400	\$50,400	\$50,400	\$50,400	\$50,400	\$50,400	\$50,400	\$50,400
Variety School of Hawaii			\$40,540	\$40,540	\$40,540	\$40,540	\$40,540	\$40,540	\$40,540	\$40,540	\$40,540	\$40,540	\$40,540	\$40,540	\$40,540	\$40,540

SPECIAL PURPOSE	# of Schools	# of Students	Average Tuition
Under \$6,000	0	0	--
\$6,000 - \$8,999	0	0	--
\$9,000 - \$11,999	0	0	--
\$12,000 - \$17,999	0	0	--
\$18,000 - \$23,999	0	0	--
\$24,000 +	3	367	\$39,575
TOTAL	3	367	\$39,575